City-wise Comparative Trend of Wind Speed
(July - 2019)

(Based On Raw Data)

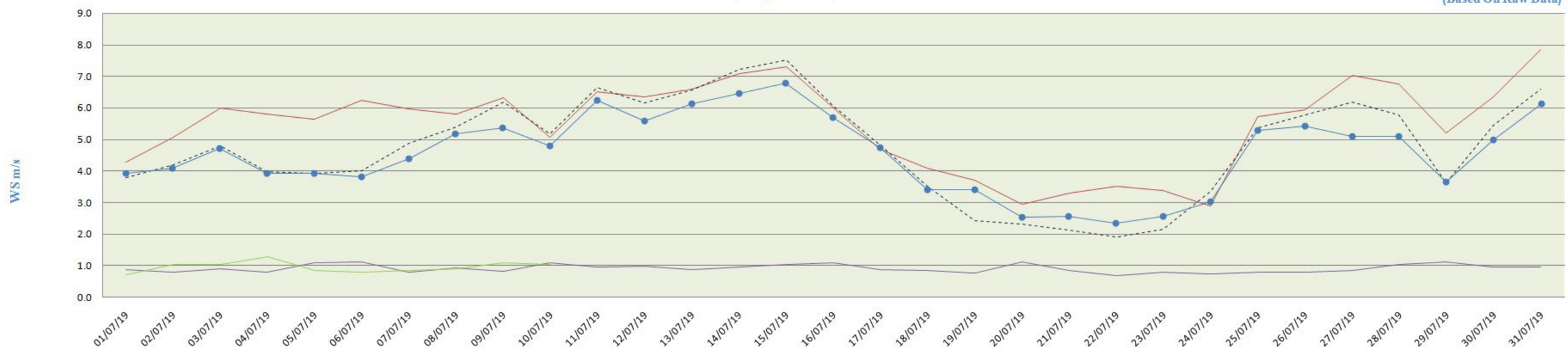

	01/07/19	02/07/19	03/07/19	04/07/19	05/07/19	06/07/19	07/07/19	08/07/19	09/07/19	10/07/19	11/07/19	12/07/19	13/07/19	14/07/19	15/07/19	16/07/19	17/07/19	18/07/19	19/07/19	20/07/19	21/07/19	22/07/19	23/07/19	24/07/19	25/07/19	26/07/19	27/07/19	28/07/19	29/07/19	30/07/19	31/07/19
PITHAMPUR	4.3	5.1	6.0	5.8	5.6	6.2	6.0	5.8	6.3	5.1	6.5	6.4	6.6	7.1	7.3	6.0	4.7	4.1	3.7	2.9	3.3	3.5	3.4	2.9	5.7	5.9	7.0	6.7	5.2	6.3	7.8
UJJAIN	3.8	4.2	4.8	4.0	3.9	4.0	4.9	5.4	6.2	5.2	6.7	6.2	6.6	7.2	7.5	6.1	4.8	3.5	2.4	2.3	2.1	1.9	2.2	3.4	5.4	5.8	6.2	5.8	3.6	5.5	6.6
DEWAS	3.9	4.1	4.7	3.9	3.9	3.8	4.4	5.2	5.4	4.8	6.2	5.6	6.1	6.5	6.8	5.7	4.7	3.4	3.4	2.5	2.6	2.4	2.6	3.0	5.3	5.4	5.1	5.1	3.7	5.0	6.1
MANDIDEEP	0.88208	0.80458	0.90375	0.78066	1.10958	1.11541	0.80333	0.91958	0.82381	1.0975	0.95708	0.98916	0.875	0.95333	1.0575	1.108	0.88333	0.84583	0.77375	1.12791	0.84875	0.68083	0.8	0.73583	0.78083	0.805	0.845	1.03458	1.12708	0.95333	0.97208
SINGRAULI	0.7	1.1	1.0	1.3	0.8	0.8	0.8	0.9	1.1	1.0																					

City-wise Comparative Trend of Solar Radiations
(July - 2019)

(Based On Raw Data)

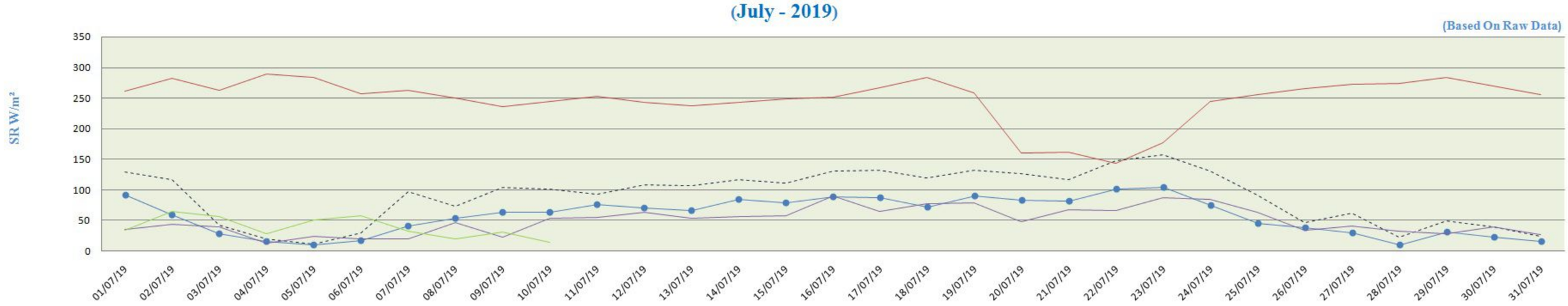

	01/07/19	02/07/19	03/07/19	04/07/19	05/07/19	06/07/19	07/07/19	08/07/19	09/07/19	10/07/19	11/07/19	12/07/19	13/07/19	14/07/19	15/07/19	16/07/19	17/07/19	18/07/19	19/07/19	20/07/19	21/07/19	22/07/19	23/07/19	24/07/19	25/07/19	26/07/19	27/07/19	28/07/19	29/07/19	30/07/19	31/07/19
PITHAMPUR	260	282	261	288	283	257	261	250	236	244	252	243	237	243	248	251	266	283	258	160	162	144	177	244	255	265	271	273	282	269	255
UJJAIN	130	117	43	20	12	30	97	74	105	102	94	109	108	118	111	131	132	121	133	128	117	148	158	131	93	48	62	24	50	41	24
DEWAS	92	60	29	17	11	18	42	54	64	64	77	72	67	85	80	89	88	72	91	84	82	101	105	75	46	39	31	13	32	23	17
MANDIDEEP	36	45	40	14	25	21	21	47	23	55	56	64	55	58	59	91	66	78	80	49	69	67	87	85	65	35	41	33	29	41	28
SINGRAULI	34	65	56	29	50	58	33	20	31	14																					

City-wise Comparative Trend of Relative Humidity
(July - 2019)

(Based On Raw Data)

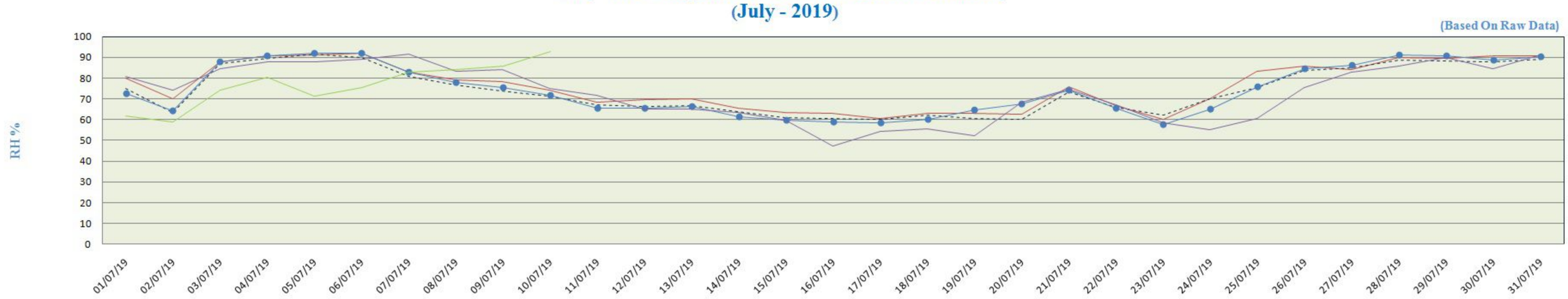

	01/07/19	02/07/19	03/07/19	04/07/19	05/07/19	06/07/19	07/07/19	08/07/19	09/07/19	10/07/19	11/07/19	12/07/19	13/07/19	14/07/19	15/07/19	16/07/19	17/07/19	18/07/19	19/07/19	20/07/19	21/07/19	22/07/19	23/07/19	24/07/19	25/07/19	26/07/19	27/07/19	28/07/19	29/07/19	30/07/19	31/07/19
PITHAMPUR	80	70	88	91	91	92	83	79	79	74	69	70	70	66	64	63	61	63	63	63	76	67	60	70	83	86	84	90	90	91	91
UJJAIN	75	63	87	89	91	90	81	77	73	71	67	66	67	64	61	60	60	62	60	60	73	66	62	70	75	83	85	89	88	88	89
DEWAS	72	64	88	91	92	92	83	78	75	72	65	65	66	61	60	59	59	60	65	68	74	66	58	65	76	85	86	91	91	89	90
MANDIDEEP	81	74	84	88	88	89	91	83	84	75	72	65	65	63	59	47	54	55	52	68	74	67	58	55	60	75	83	86	90	84	91
SINGRAULI	62	59	74	80	71	75	83	84	86	93																					

City-wise Comparative Trend of Atmospheric temperature
(July - 2019)

(Based On Raw Data)

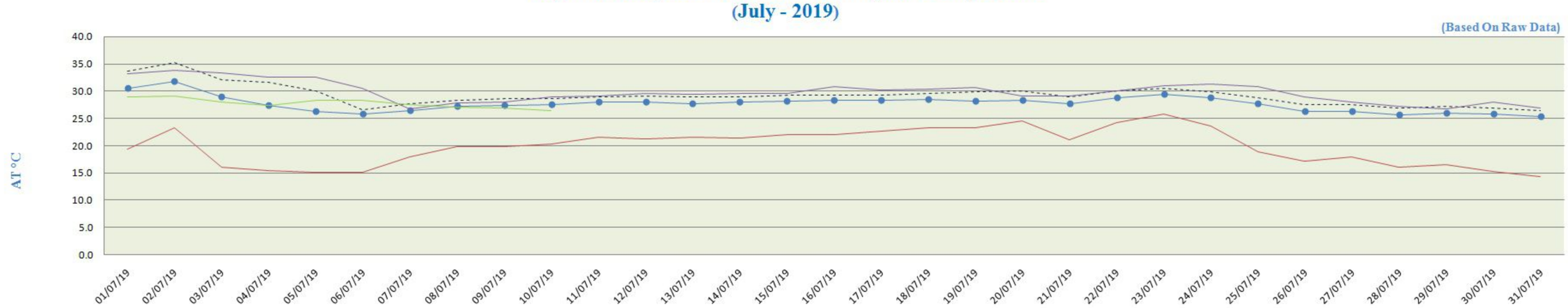

	01/07/19	02/07/19	03/07/19	04/07/19	05/07/19	06/07/19	07/07/19	08/07/19	09/07/19	10/07/19	11/07/19	12/07/19	13/07/19	14/07/19	15/07/19	16/07/19	17/07/19	18/07/19	19/07/19	20/07/19	21/07/19	22/07/19	23/07/19	24/07/19	25/07/19	26/07/19	27/07/19	28/07/19	29/07/19	30/07/19	31/07/19
PITHAMPUR	19.3	23.3	16.0	15.3	15.2	15.1	17.9	19.9	19.8	20.3	21.6	21.3	21.5	21.4	22.0	22.0	22.6	23.2	23.3	24.5	21.1	24.2	25.8	23.6	18.9	17.1	18.0	16.0	16.5	15.2	14.3
UJJAIN	33.6	35.2	32.0	31.6	30.1	26.7	27.7	28.4	28.6	28.7	28.9	29.1	28.9	29.0	29.2	29.2	29.3	29.6	29.8	30.1	28.9	30.1	30.5	29.9	28.9	27.5	27.5	27.0	27.2	27.0	26.5
DEWAS	30.5	31.9	29.0	27.4	26.3	25.9	26.5	27.3	27.5	27.6	28.0	28.1	27.8	28.1	28.3	28.3	28.4	28.5	28.2	28.3	27.7	28.9	29.5	28.9	27.6	26.4	26.3	25.7	26.0	25.9	25.4
MANDIDEEP	33.0	33.7	33.3	32.5	32.6	30.4	26.7	27.8	27.9	28.9	29.0	29.6	29.4	29.5	29.5	30.8	30.2	30.3	30.6	29.1	29.0	30.1	30.9	31.3	30.7	28.9	27.9	27.2	26.8	27.9	26.9
SINGRAULI	29.0	29.1	28.0	27.4	28.3	28.3	27.5	27.1	26.8	26.4																					