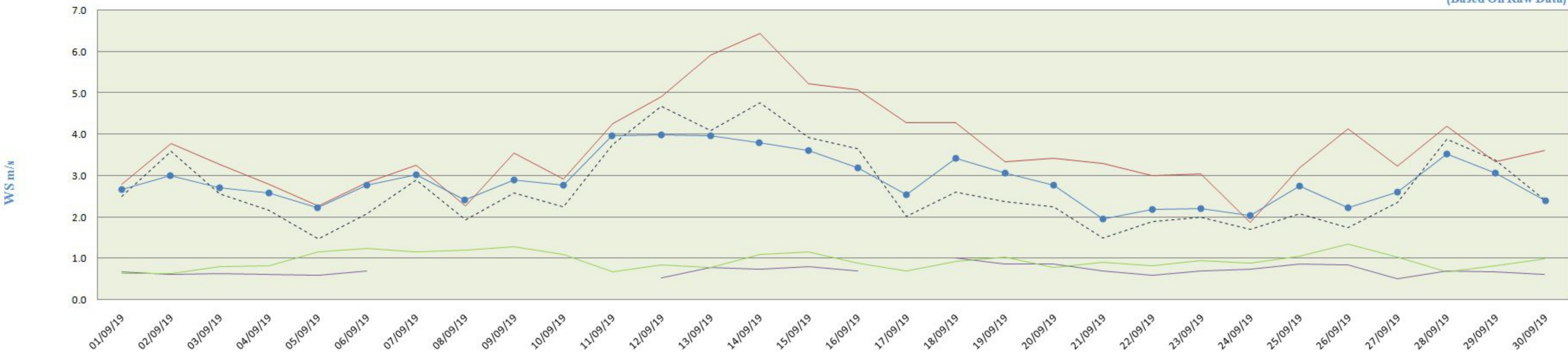


City-wise Comparative Trend of Wind Speed (September 2019)

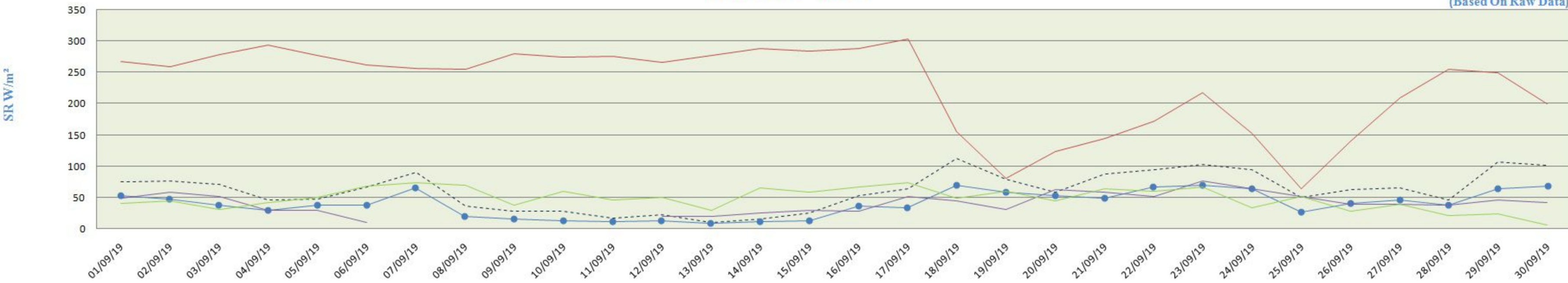
(Based On Raw Data)



	01/09/19	02/09/19	03/09/19	04/09/19	05/09/19	06/09/19	07/09/19	08/09/19	09/09/19	10/09/19	11/09/19	12/09/19	13/09/19	14/09/19	15/09/19	16/09/19	17/09/19	18/09/19	19/09/19	20/09/19	21/09/19	22/09/19	23/09/19	24/09/19	25/09/19	26/09/19	27/09/19	28/09/19	29/09/19	30/09/19
PITHAMPUR	2.8	3.8	3.3	2.8	2.3	2.8	3.3	2.3	3.6	2.9	4.3	4.9	5.9	6.4	5.2	5.1	4.3	4.3	3.3	3.4	3.3	3.0	3.0	1.9	3.2	4.1	3.2	4.2	3.3	3.6
UJJAIN	2.5	3.6	2.6	2.2	1.5	2.1	2.9	1.9	2.6	2.3	3.8	4.7	4.1	4.8	3.9	3.6	2.0	2.6	2.4	2.2	1.5	1.9	2.0	1.7	2.1	1.7	2.4	3.9	3.4	2.4
DEWAS	2.7	3.0	2.7	2.6	2.2	2.8	3.0	2.4	2.9	2.8	4.0	4.0	4.0	3.8	3.6	3.2	2.5	3.4	3.1	2.8	2.0	2.2	2.2	2.0	2.7	2.2	2.6	3.5	3.1	2.4
MANDIDEEP	0.67	0.60	0.62	0.61	0.59	0.70						0.53	0.79	0.74	0.81	0.69		1.02	0.88	0.87	0.70	0.58	0.70	0.73	0.87	0.86	0.50	0.69	0.69	0.62
SINGRAULI	0.6	0.6	0.8	0.8	1.2	1.2	1.2	1.2	1.3	1.1	0.7	0.9	0.8	1.1	1.2	0.9	0.7	0.9	1.0	0.8	0.9	0.8	0.9	0.9	1.0	1.3	1.0	0.7	0.8	1.0

City-wise Comparative Trend of Solar Radiations (September - 2019)

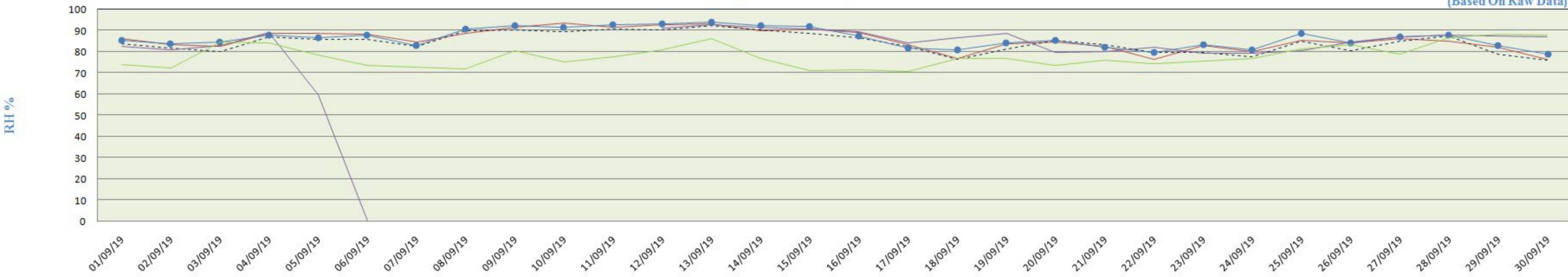
(Based On Raw Data)



	01/09/19	02/09/19	03/09/19	04/09/19	05/09/19	06/09/19	07/09/19	08/09/19	09/09/19	10/09/19	11/09/19	12/09/19	13/09/19	14/09/19	15/09/19	16/09/19	17/09/19	18/09/19	19/09/19	20/09/19	21/09/19	22/09/19	23/09/19	24/09/19	25/09/19	26/09/19	27/09/19	28/09/19	29/09/19	30/09/19
PITHAMPUR	268	259	278	293	277	262	256	255	281	275	276	267	278	289	284	289	304	155	81	123	145	172	217	152	64	140	210	255	250	199
UJJAIN	75	77	71	46	48	67	90	36	28	28	17	22	10	15	25	54	64	113	80	59	88	94	103	95	50	63	65	46	107	102
DEWAS	53	48	39	30	38	39	66	20	16	14	12	13	10	12	13	37	34	71	58	53	49	67	70	65	27	40	47	39	64	68
MANDIDEEP	48	58	51	29	29	10						19	20	26	29	28	51	44	30	62	58	52	76	64	51	39	39	37	45	42
SINGRAULI	41	46	31	42	51	69	74	71	38	61	46	51	30	65	59	67	74	49	60	44	65	61	67	34	53	28	40	21	24	6

City-wise Comparative Trend of Relative Humidity (September - 2019)

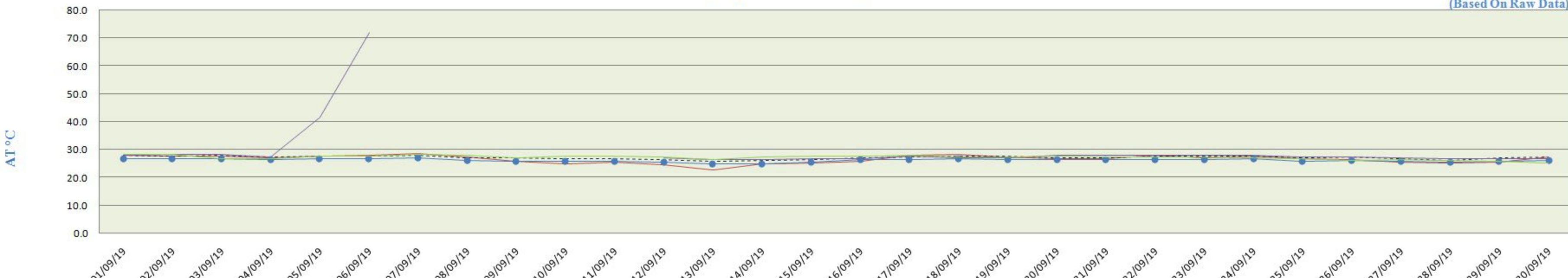
(Based On Raw Data)



	01/09/19	02/09/19	03/09/19	04/09/19	05/09/19	06/09/19	07/09/19	08/09/19	09/09/19	10/09/19	11/09/19	12/09/19	13/09/19	14/09/19	15/09/19	16/09/19	17/09/19	18/09/19	19/09/19	20/09/19	21/09/19	22/09/19	23/09/19	24/09/19	25/09/19	26/09/19	27/09/19	28/09/19	29/09/19	30/09/19
PITHAMPUR	86	83	83	89	89	88	84	89	91	94	92	93	93	90	91	89	83	77	84	85	82	77	83	80	85	84	86	85	82	76
UJJAIN	84	82	80	87	86	86	83	90	91	89	91	90	92	90	89	87	83	77	81	85	83	80	80	78	85	81	85	87	79	76
DEWAS	86	84	85	88	87	88	83	91	92	92	93	93	94	92	92	87	82	81	84	86	82	80	84	81	89	84	87	88	83	79
MANDIDEEP	82	81	83	89	60	0						91	93	91	91	89	84	86	89	80	80	82	79	79	80	85	87	88	87	87
SINGRAULI	74	72	85	85	79	74	73	72	81	75	78	81	87	77	71	72	71	77	77	74	76	74	76	77	82	84	79	87	88	88

City-wise Comparative Trend of Atmospheric temperature (September - 2019)

(Based On Raw Data)



	01/09/19	02/09/19	03/09/19	04/09/19	05/09/19	06/09/19	07/09/19	08/09/19	09/09/19	10/09/19	11/09/19	12/09/19	13/09/19	14/09/19	15/09/19	16/09/19	17/09/19	18/09/19	19/09/19	20/09/19	21/09/19	22/09/19	23/09/19	24/09/19	25/09/19	26/09/19	27/09/19	28/09/19	29/09/19	30/09/19
PITHAMPUR	28.0	27.8	27.6	27.0	27.6	28.0	28.6	27.3	25.7	24.8	25.5	24.5	22.8	24.9	25.3	25.8	28.0	28.2	27.3	26.9	26.7	28.1	27.2	27.5	26.9	26.4	25.6	25.1	25.4	27.4
UJJAIN	28.0	27.9	28.1	27.5	27.8	27.9	28.0	27.2	27.1	26.9	26.9	26.5	26.0	26.3	26.7	27.3	27.5	27.9	27.6	27.2	27.2	27.7	27.6	27.8	27.3	27.6	26.9	26.3	27.1	27.5
DEWAS	26.8	26.7	26.6	26.4	26.7	26.8	27.2	26.1	25.9	25.8	25.7	25.4	24.9	25.2	25.5	26.3	26.4	26.7	26.4	26.3	26.4	26.6	26.3	26.6	25.9	26.2	25.8	25.5	25.8	26.2
MANDIDEEP	28.3	28.5	28.5	27.6	41.8	72.0						27.3	26.7	26.6	26.8	26.8	27.8	27.3	27.2	28.1	28.3	28.2	28.0	28.1	27.7	27.4	27.1	27.0	26.8	26.9
SINGRAULI	28.3	28.4	27.0	26.8	27.8	27.9	28.3	28.1	27.1	27.8	27.7	27.5	26.6	27.6	27.7	27.8	28.2	27.5	27.5	27.8	27.5	27.6	27.4	27.3	26.7	26.2	26.7	26.2	25.8	25.4