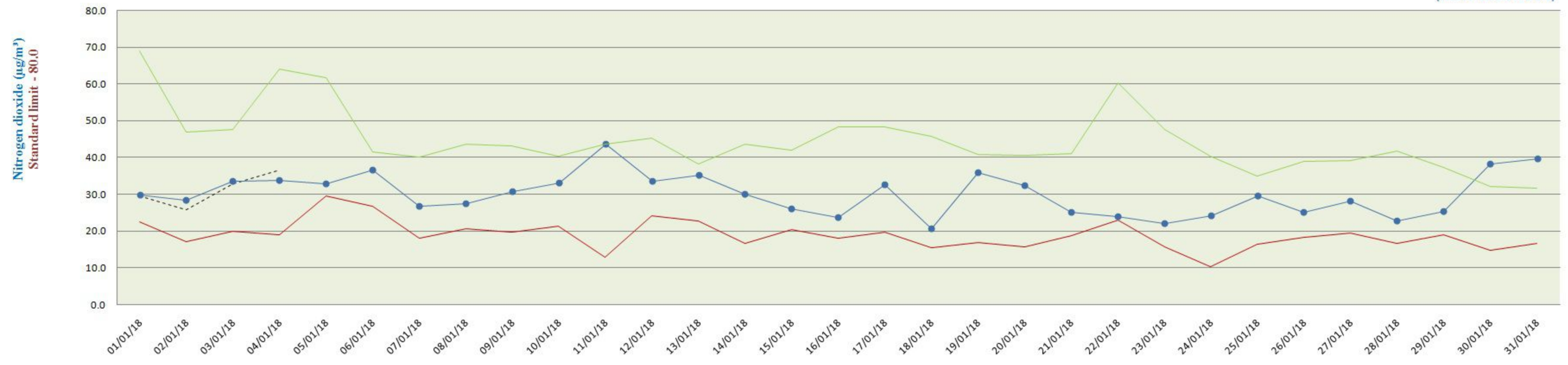


**City-wise Comparative Trend of Nitrogen dioxide (NO₂)
(January - 2018)**

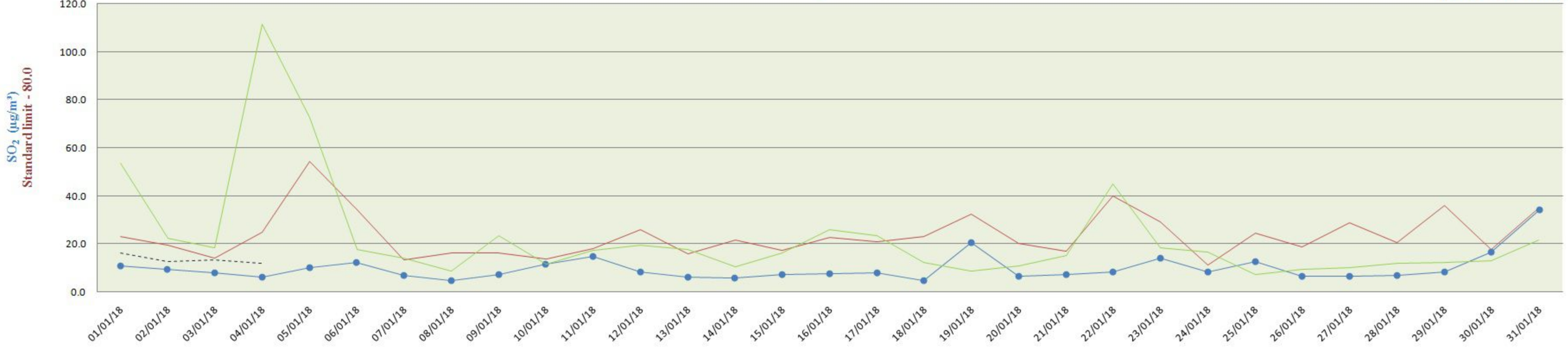
(Based On Raw Data)



	01/01/18	02/01/18	03/01/18	04/01/18	05/01/18	06/01/18	07/01/18	08/01/18	09/01/18	10/01/18	11/01/18	12/01/18	13/01/18	14/01/18	15/01/18	16/01/18	17/01/18	18/01/18	19/01/18	20/01/18	21/01/18	22/01/18	23/01/18	24/01/18	25/01/18	26/01/18	27/01/18	28/01/18	29/01/18	30/01/18	31/01/18	
PITHAMPUR	22.6	17.1	20.0	18.9	29.6	26.8	18.0	20.6	19.7	21.3	12.9	24.1	22.8	16.7	20.5	18.0	19.8	15.5	16.8	15.7	18.9	23.0	15.8	10.3	16.4	18.4	19.5	16.7	19.0	14.8	16.7	
UJJAIN	29.7	25.9	32.8	36.6																												
DEWAS	29.8	28.5	33.6	33.9	33.0	36.7	26.9	27.5	30.8	33.1	43.8	33.7	35.2	30.1	26.2	23.8	32.7	20.7	36.1	32.4	25.2	23.9	22.2	24.2	29.6	25.1	28.3	22.7	25.4	38.4	39.8	
MANDIDEEP																																
SINGRAULI	69.0	47.0	47.7	64.0	61.7	41.6	40.2	43.6	43.3	40.4	43.7	45.3	38.4	43.7	42.1	48.4	48.3	45.7	40.8	40.7	41.1	60.3	47.7	40.4	35.0	39.0	39.3	41.7	37.3	32.2	31.7	

**City-wise Comparative Trend of Sulphur dioxide (SO₂)
(January - 2018)**

(Based On Raw Data)



	01/01/18	02/01/18	03/01/18	04/01/18	05/01/18	06/01/18	07/01/18	08/01/18	09/01/18	10/01/18	11/01/18	12/01/18	13/01/18	14/01/18	15/01/18	16/01/18	17/01/18	18/01/18	19/01/18	20/01/18	21/01/18	22/01/18	23/01/18	24/01/18	25/01/18	26/01/18	27/01/18	28/01/18	29/01/18	30/01/18	31/01/18	
PITHAMPUR	23.1	19.3	13.8	24.8	54.4	34.3	13.4	16.1	16.2	13.5	17.9	25.8	15.8	21.7	17.4	22.7	21.0	23.2	32.5	20.0	16.9	40.1	29.2	11.1	24.3	18.8	28.6	20.6	36.2	17.6	34.8	
UJJAIN	16.4	12.8	13.4	12.0																												
DEWAS	11.1	9.7	8.2	6.5	10.3	12.5	7.2	4.9	7.6	11.7	15.0	8.6	6.3	6.2	7.3	7.7	8.0	5.3	20.9	6.9	7.5	8.7	14.4	8.6	13.0	6.9	6.7	7.2	8.7	16.9	34.6	
MANDIDEEP																																
SINGRAULI	53.7	22.3	18.6	111.4	72.5	17.6	14.1	8.9	23.7	11.6	17.4	19.5	17.6	10.5	16.4	26.0	23.4	12.5	8.8	10.9	15.4	45.1	18.5	16.6	7.4	9.6	10.1	12.2	12.5	13.0	21.8	

**City-wise Comparative Trend of Ozone (O₃)
(January - 2018)**

(Based On Raw Data)



	01/01/18	02/01/18	03/01/18	04/01/18	05/01/18	06/01/18	07/01/18	08/01/18	09/01/18	10/01/18	11/01/18	12/01/18	13/01/18	14/01/18	15/01/18	16/01/18	17/01/18	18/01/18	19/01/18	20/01/18	21/01/18	22/01/18	23/01/18	24/01/18	25/01/18	26/01/18	27/01/18	28/01/18	29/01/18	30/01/18	31/01/18	
PITHAMPUR	122.3	108.4	102.7	110.0	95.6	92.6	99.6	97.8	104.8	101.9	124.1	113.1	83.0	104.0	85.6	98.1	75.2	70.0	84.3	93.8	92.4	102.8	99.4	100.8	115.3	101.8	104.4	115.0	122.6	109.5	93.7	
UJJAIN	110.5	107.6	89.3	40.1																												
DEWAS	90.2	91.4	78.8	90.4	85.1	76.7	90.7	91.2	88.8	87.5	76.1	94.4	73.8	82.7	83.2	98.3	67.2	76.0	55.7	57.8	81.7	99.8	91.3	88.0	102.1	92.7	94.7	110.1	114.1	74.5	73.4	
MANDIDEEP																																
SINGRAULI	11.9	13.3	15.0	11.0	10.5	17.4	19.3	18.2	17.4	19.8	18.6	18.0	21.8	19.1	19.0	16.3	17.4	16.3	16.6	18.2	21.1	15.3	19.0	24.9	25.8	21.8	19.6	18.2	21.1	25.5	29.3	

**City-wise Comparative Trend of Ammonia (NH₃)
(January - 2018)**

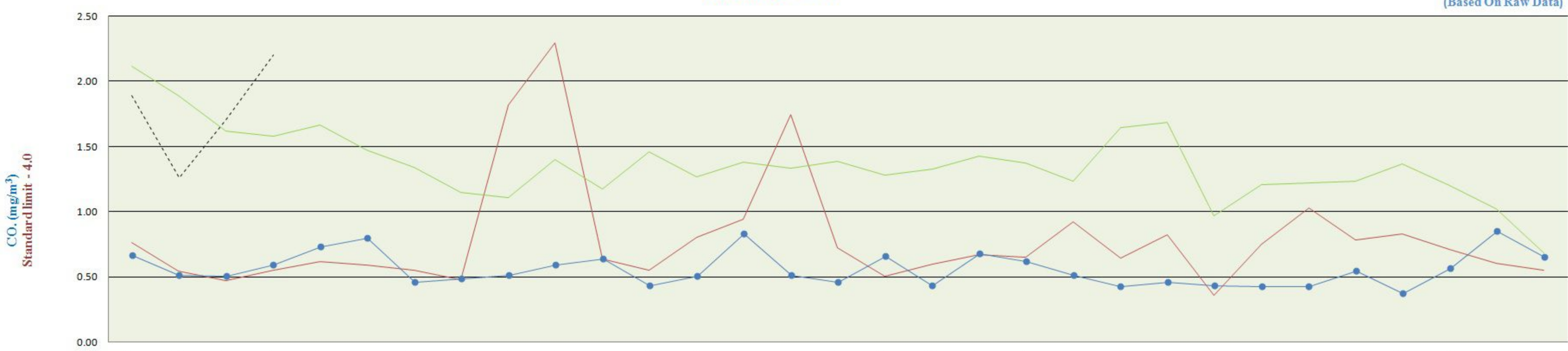
(Based On Raw Data)



	01/01/18	02/01/18	03/01/18	04/01/18	05/01/18	06/01/18	07/01/18	08/01/18	09/01/18	10/01/18	11/01/18	12/01/18	13/01/18	14/01/18	15/01/18	16/01/18	17/01/18	18/01/18	19/01/18	20/01/18	21/01/18	22/01/18	23/01/18	24/01/18	25/01/18	26/01/18	27/01/18	28/01/18	29/01/18	30/01/18	31/01/18	
PITHAMPUR	22.2	19.5	17.3	17.1	19.5	17.6	18.4	17.7	17.4	15.8	16.7	18.3	21.1	21.2	21.9	17.2	15.5	13.1	14.0	17.6	17.9	14.7	12.8	13.0	15.6	13.9	13.0	11.3	15.4	15.9	12.4	
UJJAIN	41.2	32.9	31.2	42.2																												
DEWAS	17.4	12.4	9.7	10.8	15.4	16.3	12.7	11.9	11.3	9.8	16.8	10.5	12.8	14.6	13.9	11.2	11.8	8.9	14.7	19.8	12.1	10.3	12.7	10.7	10.1	9.0	9.0	8.3	10.6	19.1	16.8	
MANDIDEEP																																
SINGRAULI	30.0	26.9	24.3	23.8	23.1	16.3	20.6	22.1	19.9	18.2	17.1	18.7	19.3	18.4	17.2	17.6	17.3	17.1	21.2	20.7	20.5	21.1	20.9	21.4	21.5	19.5	17.3	15.8	15.4	15.3	13.5	

**City-wise Comparative Trend of Carbon Monoxide (CO)
(January - 2018)**

(Based On Raw Data)



	01/01/18	02/01/18	03/01/18	04/01/18	05/01/18	06/01/18	07/01/18	08/01/18	09/01/18	10/01/18	11/01/18	12/01/18	13/01/18	14/01/18	15/01/18	16/01/18	17/01/18	18/01/18	19/01/18	20/01/18	21/01/18	22/01/18	23/01/18	24/01/18	25/01/18	26/01/18	27/01/18	28/01/18	29/01/18	30/01/18	31/01/18	
PITHAMPUR	0.76	0.55	0.47	0.56	0.62	0.59	0.55	0.48	1.81	2.29	0.64	0.55	0.81	0.94	1.74	0.73	0.50	0.60	0.67	0.65	0.92	0.64	0.83	0.36	0.75	1.03	0.79	0.83	0.71	0.61	0.56	
UJJAIN	1.89	1.26	1.70	2.20																												
DEWAS	0.66	0.51	0.50	0.59	0.73	0.79	0.45	0.48	0.51	0.59	0.64	0.43	0.50	0.83	0.51	0.46	0.66	0.43	0.67	0.62	0.51	0.42	0.46	0.43	0.42	0.42	0.54	0.38	0.57	0.85	0.65	
MANDIDEEP																																
SINGRAULI	2.11	1.89	1.62	1.58	1.67	1.47	1.34	1.15	1.11	1.40	1.17	1.46	1.27	1.38	1.33	1.38	1.28	1.33	1.42	1.38	1.24	1.65	1.69	0.97	1.21	1.22	1.23	1.37	1.20	1.02	0.69	